

APC anti-human CD117 (c-kit)

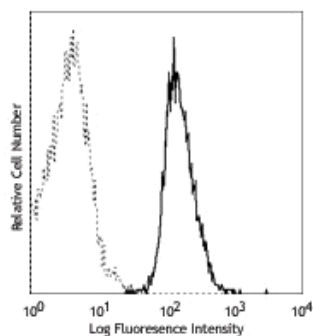
Analyte Specific Reagent. Analytical and performance characteristics are not established.

Catalog# / Size	983302 / 500 µL
Clone	104D2
Other Names	Stem cell factor receptor, c-kit, mast cell growth factor receptor, steel factor receptor
Isotype	Mouse IgG1, κ
Description	CD117 is a 145 kD protein tyrosine kinase also known as c-Kit. It is a receptor for stem cell factor or c-Kit ligand. CD117 is expressed on pluripotent hematopoietic progenitor cells (approximately 1-4% bone marrow cells), mast cells, and acute myeloid leukemia cells (AML). CD117 binding of c-Kit ligand induces phosphorylation of CD117 and stimulates proliferation and survival of primitive hematopoietic stem cells as well as erythroid-committed and granulocyte-monocytic committed cells.

Product Details








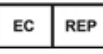


Reactivity	Human
Formulation	Phosphate-buffered solution, pH 7.2, containing 0.09% sodium azide and 0.2% (w/v) BSA (origin USA).
Preparation	The antibody was purified by affinity chromatography, and conjugated with APC under optimal conditions.
Concentration	100 µg/mL
Storage & Handling	The antibody solution should be stored undiluted between 2°C and 8°C, and protected from prolonged exposure to light. Do not freeze.
Application	Suggested for Flow Cytometry
Disclaimer	<p>WARNINGS AND PRECAUTIONS</p> <ol style="list-style-type: none"> 1. Use appropriate personal protective equipment and safety practices per universal precautions when working with this reagent. Refer to the reagent safety data sheet. 2. This antibody contains sodium azide. Follow federal, state and local regulations to dispose of this reagent. Sodium azide build-up in metal wastepipes may lead to explosive conditions; if disposing of reagent down wastepipes, flush with water after disposal. 3. All specimens, samples and any material coming in contact with them should be considered potentially infectious and should be disposed of with proper precautions and in accordance with federal, state and local regulations. 4. Do not use this reagent beyond the expiration date stated on the label. 5. Do not use this reagent if it appears cloudy or if there is any change in the appearance of the reagent as these may be an indication of possible deterioration. 6. Avoid prolonged exposure of the reagent or stained cells to light.

Product Data



Typical results from human erythroleukemia cell line TF-1 stained either with 104D2 APC used at 5 µL/test (solid line) or with an isotype control (dotted line).

Symbols Glossary*

Symbol	Meaning	Symbol Title	Symbol No.	Symbol	Meaning	Symbol Title	Symbol No.
	Catalog number	Catalogue number	5.1.6		Indicates the need for the user to consult the instructions for use.	Consult instructions for use	5.4.3
	Indicates the temperature limits to which the medical device can be safely exposed.	Temperature limit	5.3.7		Indicates a medical device that needs protection from light sources.	Keep away from sunlight	5.3.2
	Indicates the upper limit of temperature to which the medical device can be safely exposed.	Upper limit of temperature	5.3.6		Indicates the date after which the medical device is not to be used.	Use-by date	5.1.4
	Indicates the medical device manufacturer.	Manufacturer	5.1.1		Indicates the authorized representative in the European Community.	Authorized representative in the European Community	5.1.2
	Indicates the manufacturer's batch code so that the batch or lot can be identified.	Batch code	5.1.5		Indicates a medical device that is intended to be used as an in vitro diagnostic medical device.	<i>In vitro</i> diagnostic medical device	5.5.1

* Symbol information is from EN ISO 15223-1:2016 Medical devices – Symbols to be used with medical device labels, labelling and information to be supplied – Part 1: General requirements

Not for resale. BioLegend will not be held responsible for patent infringement or other violations that may occur with the use of our products.

*These products may be covered by one or more Limited Use Label Licenses (see the BioLegend Catalog or our website, www.biolegend.com/ordering#license). BioLegend products may not be transferred to third parties, resold, modified for resale, or used to manufacture commercial products, reverse engineer functionally similar materials, or to provide a service to third parties without written approval of BioLegend. By use of these products you accept the terms and conditions of all applicable Limited Use Label Licenses.

BioLegend Inc., 8999 BioLegend Way, San Diego, CA 92121 www.biolegend.com
Toll-Free Phone: 1-877-Bio-Legend (246-5343) Phone: (858) 768-5800 Fax: (877) 455-9587