

GMP PE/Cyanine7 Mouse IgG1, κ Isotype Ctrl Antibody

Catalog# / Size	260086 / 100 tests
Clone	MOPC-21
Isotype	Mouse IgG1, κ
Description	The MOPC-21 immunoglobulin has unknown specificity. The isotype of this antibody is mouse IgG1, κ. This antibody was chosen as an isotype control after screening on a variety of resting, activated, live, and fixed mouse, rat and human tissues.

Product Details

Antibody Type	Monoclonal
Host Species	Mouse
Formulation	Phosphate-buffered solution, pH 7.2, containing True-Stain Monocyte Blocker™, 0.09% sodium azide and 0.2% (w/v) BSA (origin USA) and a stabilizer.
Preparation	The antibody was purified by affinity chromatography and conjugated with PE/Cyanine7 under optimal conditions.
Concentration	200 µg/mL
Storage & Handling	The antibody solution should be stored undiluted between 2°C and 8°C, and protected from prolonged exposure to light. Do not freeze.
Application	FC - Quality tested
Recommended Usage	Each lot of this antibody is quality control tested by immunofluorescent staining with flow cytometric analysis . For flow cytometric staining, the suggested use of this reagent is 5 µL per million cells in 100 µL staining volume or 5 µL per 100 µL of whole blood. It is recommended that the reagent be titrated for optimal performance for each application.
Excitation Laser	Blue Laser (488 nm) Green Laser (532 nm)/Yellow-Green Laser (561 nm)
Application Notes	Additional reported applications (for the relevant formats) include: Intracellular Flow Cytometry (ICFC), Immunocytochemistry (ICC), Immunohistochemistry (IHC), Immunoprecipitation (IP), Western Blotting (WB), Functional Assay (FA)
Application References	<ol style="list-style-type: none"> 1. Carlsten M, <i>et al.</i> 2007. <i>Cancer Res.</i> 67:1317. PubMed 2. Smed-Sørensen A, <i>et al.</i> 2008. <i>Blood</i> 111:5037. PubMed (FA) 3. Bunesmann MM, <i>et al.</i> 2011. <i>Am. J. Respir. Cell. Mol. Biol.</i> Epub. PubMed 4. Matsuyama T, <i>et al.</i> 2005. <i>Infect. Immun.</i> 73:1044. (IF) 5. Correia DV, <i>et al.</i> 2011. <i>Blood</i> 118:992. (FC) PubMed 6. Lian IA, <i>et al.</i> 2011. <i>Placenta.</i> 32:823. PubMed 7. Bufe B, <i>et al.</i> 20015. <i>J Biol Chem.</i> 290:7369. PubMed
(PubMed link indicates BioLegend citation)	
Disclaimer	<p>GMP RUO Flow Cytometry Antibodies. BioLegend GMP RUO fluorophore conjugated antibodies are manufactured in a dedicated GMP facility and compliant with ISO 13485:2016. For research use only. Not for use in diagnostic or therapeutic procedures. Our processes include:</p> <ul style="list-style-type: none"> • Batch-to-batch consistency • Material traceability • Documented procedures • Documented employee training • Equipment maintenance and monitoring records • Lot-specific certificates of analysis • Quality audits per ISO 13485:2016 • QA review of released products











Antigen Details

Gene ID NA

Other Formats

Brilliant Violet 510™ Mouse IgG1, κ Isotype Ctrl, Purified Mouse IgG1, κ Isotype Ctrl, APC Mouse IgG1, κ Isotype Ctrl, Biotin Mouse IgG1, κ Isotype Ctrl, FITC Mouse IgG1, κ Isotype Ctrl, PE Mouse IgG1, κ Isotype Ctrl, PE/Cyanine5 Mouse IgG1, κ Isotype Ctrl, APC/Cyanine7 Mouse IgG1, κ Isotype Ctrl, PE/Cyanine7 Mouse IgG1, κ Isotype Ctrl, Alexa Fluor® 488 Mouse IgG1, κ Isotype Ctrl (FC), Alexa Fluor® 647 Mouse IgG1, κ Isotype Ctrl (FC), Alexa Fluor® 488 Mouse IgG1, κ Isotype Ctrl (ICFC), Alexa Fluor® 647 Mouse IgG1, κ Isotype Ctrl (ICFC), FITC Mouse IgG1, κ Isotype Ctrl (ICFC), PE Mouse IgG1, κ Isotype Ctrl (ICFC), APC Mouse IgG1, κ Isotype Ctrl (ICFC), APC Mouse IgG1, κ Isotype Ctrl (FC), PE Mouse IgG1, κ Isotype Ctrl (FC), FITC Mouse IgG1, κ Isotype Ctrl (FC), Alexa Fluor® 700 Mouse IgG1, κ Isotype Ctrl, PerCP Mouse IgG1, κ Isotype Ctrl, PerCP/Cyanine5.5 Mouse IgG1, κ Isotype Ctrl, Pacific Blue™ Mouse IgG1, κ Isotype Ctrl, Brilliant Violet 421™ Mouse IgG1, κ Isotype Ctrl, Brilliant Violet 570™ Mouse IgG1, κ Isotype Ctrl, Brilliant Violet 605™ Mouse IgG1, κ Isotype Ctrl, Brilliant Violet 650™ Mouse IgG1, κ Isotype Ctrl, Ultra-LEAF™ Purified Mouse IgG1, κ Isotype Ctrl, Brilliant Violet 711™ Mouse IgG1, κ Isotype Ctrl, Brilliant Violet 785™ Mouse IgG1, κ Isotype Ctrl, PE/Dazzle™ 594 Mouse IgG1, κ Isotype Ctrl, Alexa Fluor® 594 Mouse IgG1, κ Isotype Ctrl, Alexa Fluor® 700 Mouse IgG1, κ Isotype Ctrl (ICFC), GolnVivo™ Purified Mouse IgG1, κ Isotype Ctrl, PE Mouse IgG1, κ Isotype Ctrl, APC/Fire™ 750 Mouse IgG1, κ Isotype Ctrl, TotalSeq™-A0090 Mouse IgG1, κ isotype Ctrl, Brilliant Violet 750™ Mouse IgG1, κ isotype Ctrl, Go-ChIP-Grade™ Purified Mouse IgG1, κ Isotype Ctrl, TotalSeq™-B0090 Mouse IgG1, κ isotype Ctrl, TotalSeq™-C0090 Mouse IgG1, κ isotype Ctrl, KIRAVIA Blue 520™ Mouse IgG1, κ Isotype Ctrl, Spark NIR™ 685 Mouse IgG1, κ Isotype Ctrl, Spark Blue™ 550 Mouse IgG1, κ Isotype Ctrl, APC/Fire™ 810 Mouse IgG1, κ Isotype Ctrl, PE/Fire™ 640 Mouse IgG1, κ Isotype Ctrl, PE/Fire™ 700 Mouse IgG1, κ isotype Ctrl, Spark Violet™ 538 Mouse IgG1, κ isotype Ctrl, Spark YG™ 581 Mouse IgG1, κ Isotype Ctrl, Spark YG™ 593 Mouse IgG1, κ Isotype Ctrl

Symbols Glossary*

Symbol	Meaning	Symbol Title	Symbol No.	Symbol	Meaning	Symbol Title	Symbol No.
	Catalog number	Catalogue number	5.1.6		Indicates the need for the user to consult the instructions for use.	Consult instructions for use	5.4.3
	Indicates the temperature limits to which the medical device can be safely exposed.	Temperature limit	5.3.7		Indicates a medical device that needs protection from light sources.	Keep away from sunlight	5.3.2
	Indicates the upper limit of temperature to which the medical device can be safely exposed.	Upper limit of temperature	5.3.6		Indicates the date after which the medical device is not to be used.	Use-by date	5.1.4
	Indicates the medical device manufacturer.	Manufacturer	5.1.1		Indicates the authorized representative in the European Community.	Authorized representative in the European Community	5.1.2
	Indicates the manufacturer's batch code so that the batch or lot can be identified.	Batch code	5.1.5		Indicates a medical device that is intended to be used as an in vitro diagnostic medical device.	<i>In vitro</i> diagnostic medical device	5.5.1

* Symbol information is from EN ISO 15223-1:2016 Medical devices – Symbols to be used with medical device labels, labelling and information to be supplied – Part 1: General requirements

For research use only. Not for resale. BioLegend will not be held responsible for patent infringement or other violations that may occur with the use of our products.

*These products may be covered by one or more Limited Use Label Licenses (see the BioLegend Catalog or our website, www.biolegend.com/ordering#license). BioLegend products may not be transferred to third parties, resold, modified for resale, or used to manufacture commercial products, reverse engineer functionally similar materials, or to provide a service to third parties without written approval of BioLegend. By use of these products you accept the terms and conditions of all applicable Limited Use Label Licenses.

BioLegend Inc., 8999 BioLegend Way, San Diego, CA 92121 www.biolegend.com
Toll-Free Phone: 1-877-Bio-Legend (246-5343) Phone: (858) 768-5800 Fax: (877) 455-9587